Darley
firesalesteam@darley.com

FLASHGROUP

Academy
Quickstart Guide

Introduction

Welcome to the Quickstart Guide

This guide is designed to help you get up and running with ease. Whether you're a first-time user or need a quick refresher, you'll find step-by-step instructions and essential tips to start using the product effectively.

In just a few steps, you'll be equipped with the knowledge to make the most of your experience.

Let's get started!

Darley

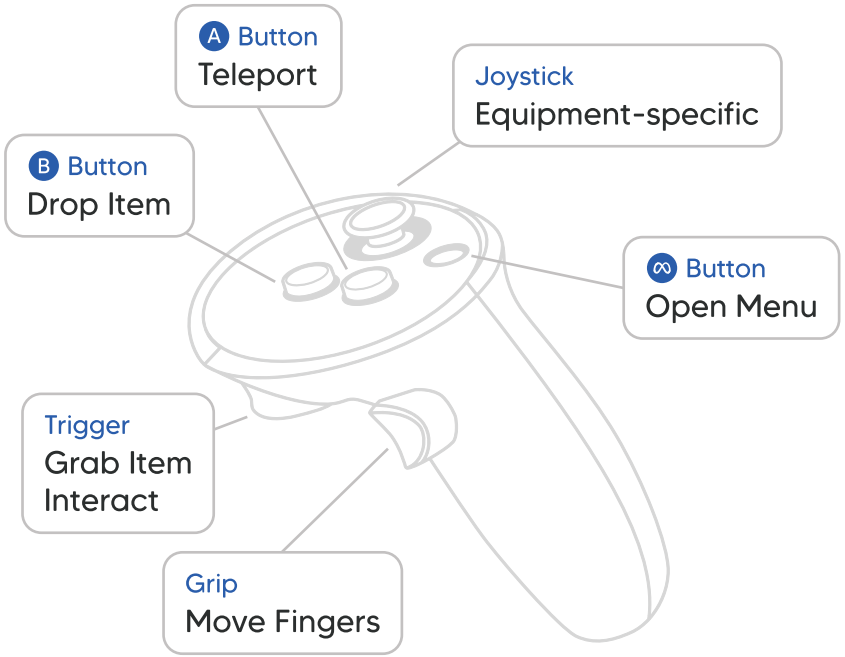

Handling the controller

How to interact within the simulation

Darley

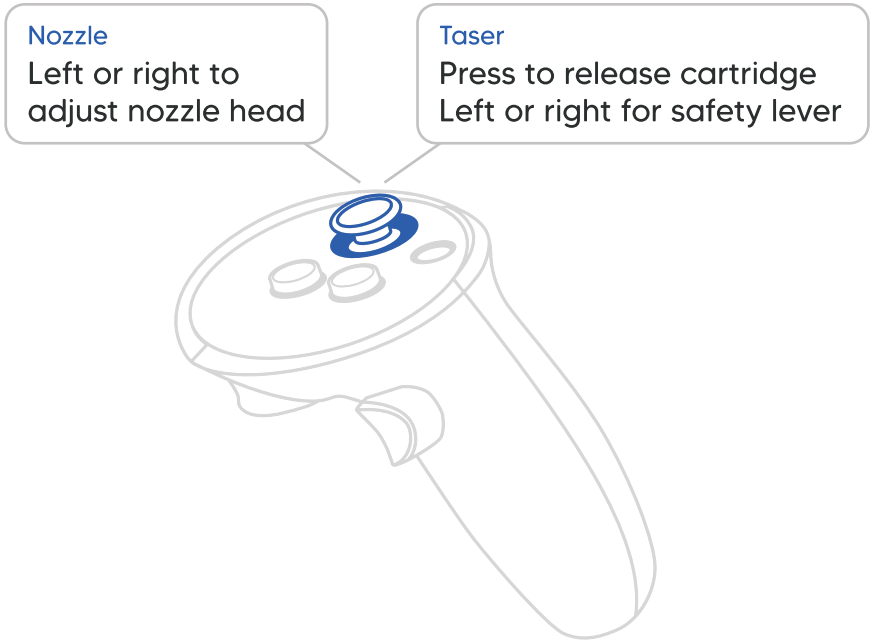

Handling the controller

How to interact with the equipment

Darley

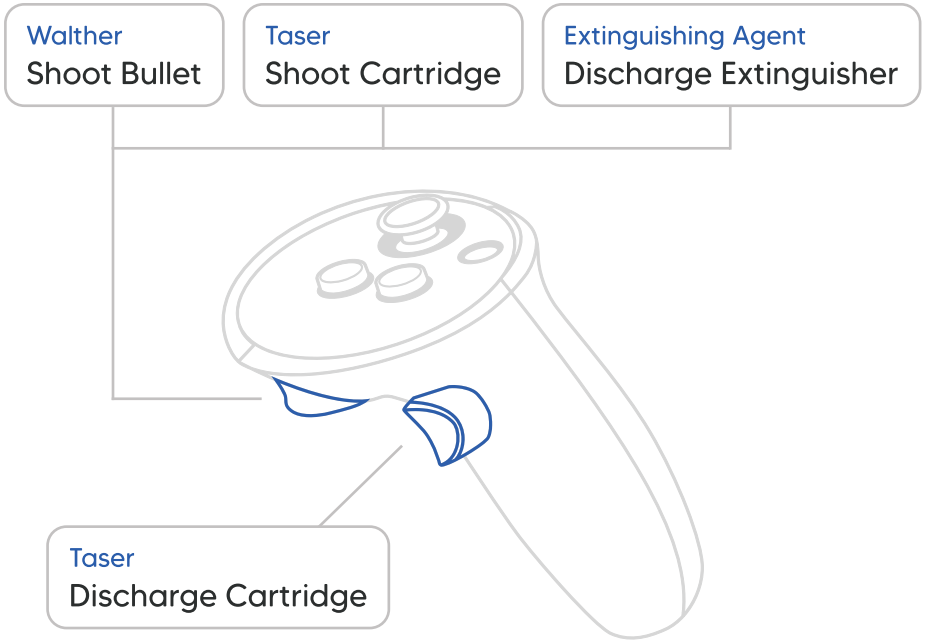

Handling the controller

How to interact with the equipment

Darley

Connecting the system

Attach the power cable to the back of the case

Connecting the system

Plug the power cable into the outlet

3

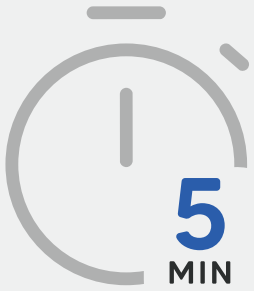

Booting up the system

The system is now booting up, which may take up to 5 minutes to complete

Darley

4



Booting up the system

Verify the system power status

5

Booting up the system

Verify the Wi-Fi status

Darley

Starting the application

Tap the *Academy* application found on the case desktop



Starting the application

The application is now booting up, which may take up to 2 minutes to complete

8

Equipping the VR hardware

Press the power button on the side of the goggles

9

Equipping the VR hardware

Adjust the straps on the goggles for a perfect fit

Darley

10

Equipping the VR hardware

Adjust the lenses of the goggles for a clearer image

11

Equipping the VR hardware

Press any button to activate the controllers

Darley

Setting up the boundary

Put on the headset and grab the controllers



Setting up the boundary

Look inside the headset to start the setup

14

Setting up the boundary

Press *Create new boundary* to create your training ground

15

Setting up the boundary

Touch the floor to set the floor level, then press *Confirm*

Darley

16

Setting up the boundary

Start drawing your space on the ground by using the trigger and press *Confirm*

17

You're all set!

You can start the training by clicking on the Academy logo

Darley

Frequently Asked Questions

Have a question? Take a look at the FAQ

The following pages contain answers to the most common issues which may occur while using the system.

Question

The system won't connect. What do I do?

Question

I want to teleport around. How do I do this?

Question

The simulation won't show on my headset. How do I solve this?

Question

I see everything in gray tones. Why is this?

Version 1.1

Need support?
Get in touch.

Email	firesalesteam@darley.com
Phone	630-735-3500
Website	shop.darley.com/SimT

Visit shop

FLASHGROUP
Training of Emergency Services

Darley
firesalesteam@darley.com